


SICE

SISTEMA INTEGRAL DE
CAPACITACIÓN
ELECTORAL



LA REGISTRADURÍA
DEL SIGLO XXI



HOW TO REGISTER THE CÉDULA FOR THE TERRITORIAL ELECTIONS IN 2023


1.

Check your polling place in the Registry website www.registraduria.gov.co, there you can check the polling station that is enabled to vote. If you type your *cédula* number and a different polling station from your current place of residence appears or you're not registered in the electoral roll you must register your *cédula*.




2.

Go to the Registry or to the authorized registration posts to do the proceeding. From October 29, 2022 to August 29, 2023 the National Civil Registry will advance the citizen registration process in all the Registry seats and in all the authorized registration posts in the country; during this period, you can go to the nearest Registry seat and register your *cédula* if you changed your electoral place of residence or you're not included in the current electoral roll.



3.



Show your *cédula*. The election official will request your yellow *cédula* with holograms, *cédula* digital or *cédula* de extranjería as the only appropriate identity documents to perform the proceeding. The form shall be filled out after the document is verified, the form indicates the place where you would like to perform the registration proceeding and then your fingerprint will be taken in order to perform the identity validation

4.

Ask for the proof. Once the proceeding is done the citizen can request the registration proof –Formulario E-4– which states the inscription date, your identity number and the polling station where you would like to exercise your right to vote.

